

The word "Vocabulary" is written in a bold, yellow, rounded font with a white outline and a drop shadow. It is centered on a light blue rectangular background. The background is decorated with several white and light blue stars of varying sizes scattered around the text.

Vocabulary

Vocabulary is...

Vocabulary is students' knowledge of, and memory for, word meanings. This includes:

- Receptive Vocabulary
 - o Words we understand when read or spoken to us
- Expressive vocabulary
 - o Words we know well enough to use in speaking and writing



Conversation



Use conversations and questions about interesting words you encounter to create opportunities to get new words into everyday talk.



Read Aloud



Choose books above your child's level because they are likely to contain broader vocabulary. This way, you are actually teaching him new words and how they are used in context.

Preview Words

1. Before reading to or with your child, scan through the book, and choose two words that you think might be interesting or unfamiliar to your child.
2. Tell your child what the words are and what they mean.
3. As you read the book, have your child listen for those words.




Experiences



Introduce your child to a variety of experiences to help build background knowledge.




Book Language



Word Play

Discuss **positional** words such as beside, below, under, over, etc.






Discuss **ordinal** words such as first, second, third, etc.



Positional Word Games






1. At dinner ask your child to place his/her fork in different places in relation to his/her plate.
2. Ex: Put your fork above your plate.
3. Use a stuffed animal and ask your student to place the stuffed animal in different positions.
4. Trade roles so that your child can give the directions.



	in front of
	behind
	next to

Positional Word Stories

- Rosie's Walk by Pat Hutchins
- Inside Outside Upside Down by Stan Berenstain
- We're Going on a Bear Hunt by Michael Rosen and Helen Oxenbury
- Left or right? ...Karl M. Rehm
- The Tree House by Roberta Seckler Brown
- Inside Mouse, Outside Mouse by Lindsay Barrett George
- As the Crow Flies by Gail Hartman
- The Bouncing Ball by Deborah Kelly




Alike and Different

Talk about how things are similar/alike as well as how things are different.

How is a dog like a cat? How is a dog different from a cat?

How is a horse like a cow? How is a cow different from a pig?



Variety of words

Use a variety of words to describe feelings and emotions. For example, your child says he/she is happy. You can validate that by saying, “I’m so glad you are so joyful today! You sure look happy!”

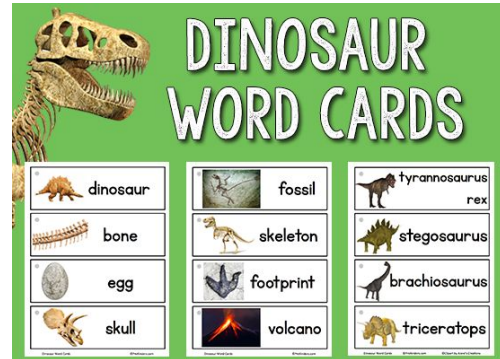
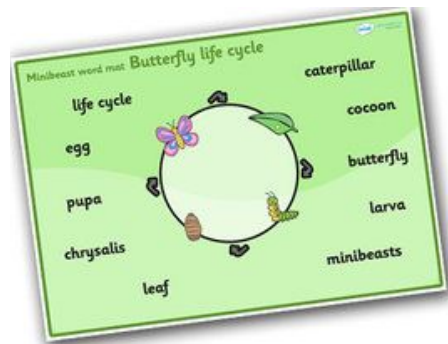



Topic/Category Words

When you read a book about a topic, ask them to tell you all the words related to it.

Ex: If you read a book about a dog, your child might say dog, puppies, toy, food, play, and leash.


Add other words to help expand upon what he/she says.



Word Collecting

1. Have each family member be on the lookout for interesting words that they heard that day.
2. At dinner or bedtime, have everyone share the word they collected and tell what they think it means.
3. If the child shares an incorrect meaning, guide him/her to the correct meaning.
4. Try to use some of the words in conversation.

GIGANTIC



METEOR

chrysalis

FLEXIBLE

Local Places

Trips to everyday places build vocabulary.

1. Discuss what you are doing and seeing
2. Ask your child what they are doing and seeing



Hot Potato Vocabulary Builder



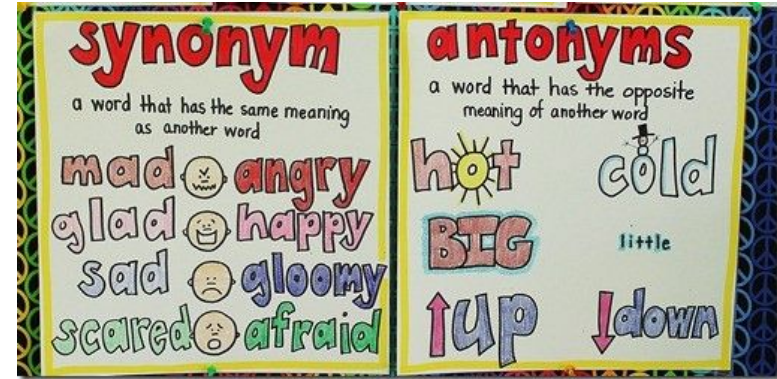
Number of Players 2-10

1. Write categories on slips of paper (pets, clothes, family members, animals, foods, etc.) and place in a cup
2. Form a circle and draw a category slip from the cup
3. Toss a small, round object to a player (a tennis ball, an orange, or a real potato)
4. The player who is holding the "hot potato" says a word that fits in the category.
5. After naming a word that fits in the category the player gently tosses the object to the next player.
6. A player is "knocked" out of the round when they don't name a word that fits in the category.
7. The game continues until one player is left – that player is the winner.

Hot Potato Game : Synonyms

Choose a word, and then your child has to think of another word that means the same thing.

Take turns until neither player can think of another word. For example, you may say, “Cold,” and your child might say, “Freezing.” Then you could say, “Chilly,” and so on. Try the game again with antonyms (opposites).





Helpful
Tips

For Introducing New Vocabulary and Working with Words

- **Provide a simple, kid-friendly definition for the new word:**
“Enormous means that something is really, really big.”
- **Provide a simple, kid-friendly example that makes sense within their daily life:**
“Remember that really big watermelon we got at the grocery store? That was an enormous watermelon!”
- **Encourage your child to develop their own example:**
“What enormous thing can you think of? Can you think of something really big that you saw today? That’s right! The bulldozer near the park was enormous! Those tires were huge.”

More Helpful Tips

- **Keep your new words active within your house.**

Over the next few days and weeks, take advantage of opportunities to use each new vocabulary word in conversation.

- **Use a variety of words to describe feelings and emotions.**

You can validate that by saying, “I’m so glad you are so joyful today! You sure look happy!”

- **When you read a book about a topic, ask him/her to tell you all the words related to it.**

Ex: If you read a book about a dog, he/she might say dog, puppies, toy, food, play, and leash. Add other words to help expand upon what he/she says.

- **Talk about how things are similar/alike as well as how things are different.**

Ex: How is a dog like a cat? How is a dog different from a cat?